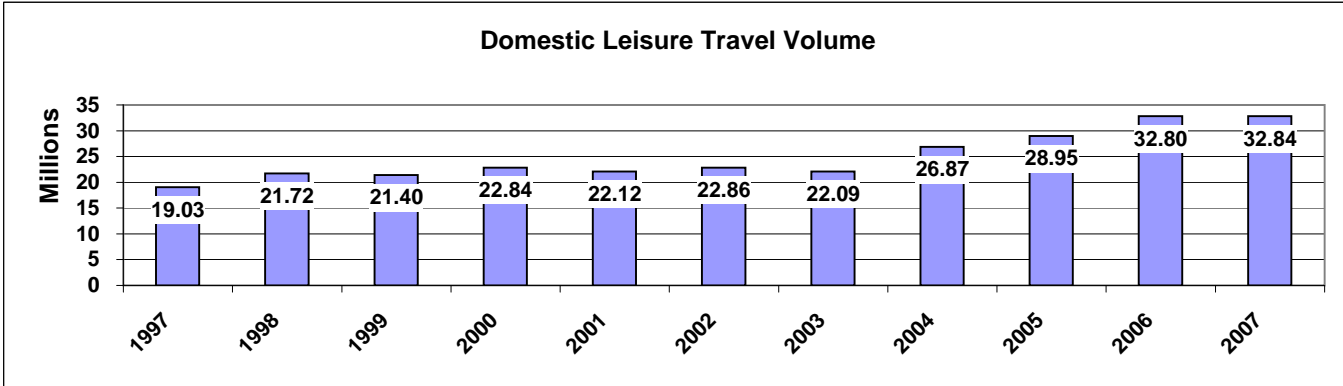
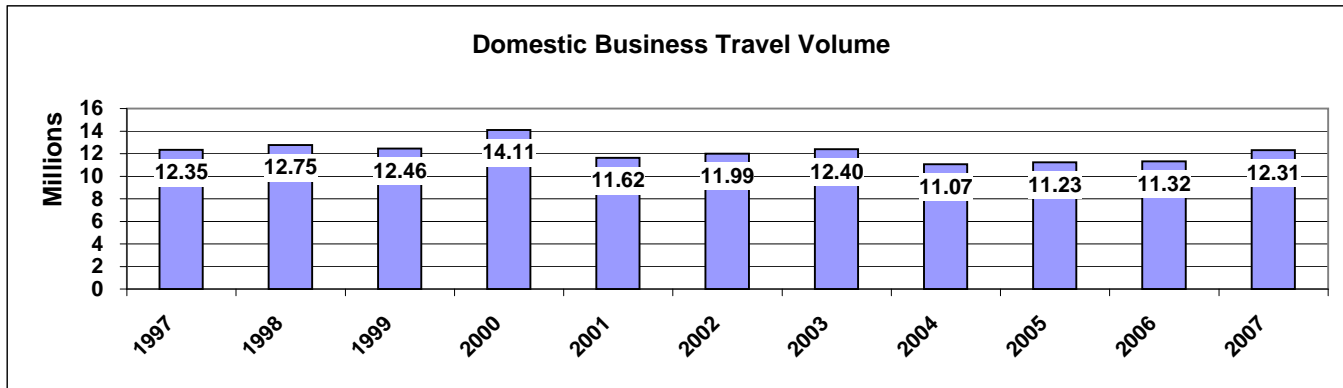


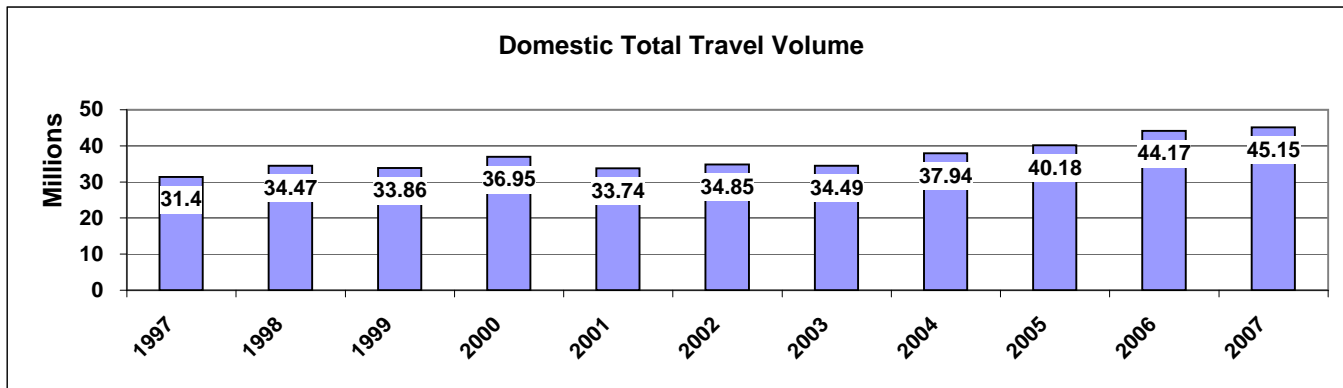
Chicago Travel Statistics



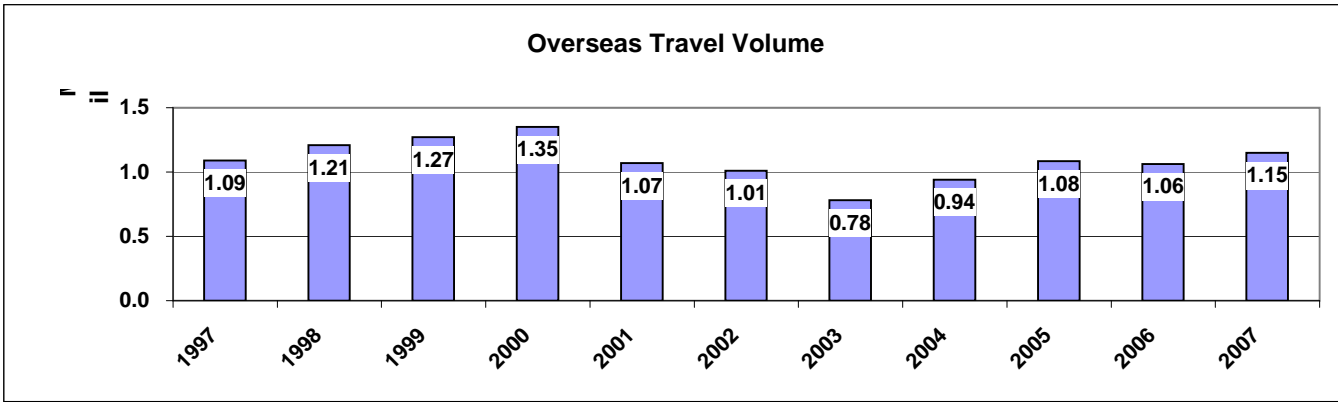
*Due to a change in D.K. Shifflet methodology, prior year's domestic visitor data increased.



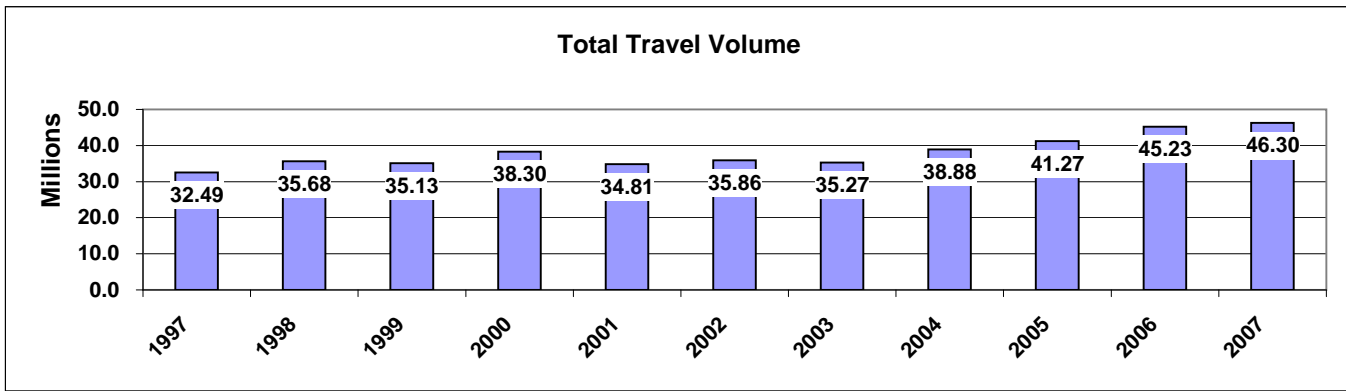
*Due to a change in D.K. Shifflet methodology, prior year's domestic visitor data increased.



*Due to a change in D.K. Shifflet methodology, prior year's domestic visitor data increased.



* Overseas visitor data for 2006 is expected July 2007



Note: All figures included within the graphs have been rounded using accepted rounding practices

Estimated Domestic Group Meeting Travelers for Chicago and Cook County								
	2000	2001	2002	2003	2004	2005	2006	2007
Day-Trip	6,230,000	4,990,000	4,780,000	4,900,000	4,490,000	4,480,000	4,980,000	5,340,000
Overnight	7,830,000	6,620,000	7,190,000	7,470,000	6,560,000	6,750,000	6,290,000	6,960,000
Total	14,062,000	11,612,001	11,972,002	12,372,003	11,052,004	11,232,005	11,272,006	12,302,007

Sources:

Domestic- D.K. Shifflet & Associates Ltd.

Overseas- U.S. Department of Commerce, ITA - Office of Travel and Tourism Industries

Direct Impact of Travel to Chicago

	2000	2001	2002	2003	2004	2005	2006
Travel Generated Direct Spending							
Direct Domestic Spending	\$ 8,455,200,000	\$ 7,707,300,000	\$ 7,509,100,000	\$ 7,830,500,000	\$ 8,303,500,000	\$8,839,200,000	\$9,743,500,000
Direct International Spending	\$ 1,272,500,000	\$ 1,034,000,000	\$ 979,400,000	\$ 908,500,000	\$ 1,030,700,000	\$1,142,830,000	\$1,167,330,000
Total Direct Spending	\$ 9,727,700,000	\$ 8,741,300,000	\$ 8,488,500,000	\$ 8,739,000,000	\$ 9,334,200,000	\$9,982,000,000	\$10,910,800,000
Travel Generated Employment							
Travel Generated Employment	136,700	133,700	128,500	126,100	128,200	128,800	129,700
Travel Generated Tax Revenue							
State Tax Revenue	\$ 295,200,000	\$ 279,400,000	\$ 275,700,000	\$ 283,000,000	\$ 297,700,000	\$ 310,200,000	\$342,600,000
Local Tax Revenue	\$ 180,400,000	\$ 163,200,000	\$ 160,200,000	\$ 165,800,000	\$ 173,700,000	\$ 185,300,000	\$208,100,000
Domestic Traveler Total Tax Revenue	\$ 475,600,000	\$ 442,600,000	\$ 435,900,000	\$ 448,800,000	\$ 471,400,000	\$ 495,500,000	\$550,700,000
International Traveler Total Tax Revenue	\$ 71,600,000	\$ 59,400,000	\$ 56,900,000	\$ 52,100,000	\$ 58,500,000	\$ 64,100,000	\$66,000,000
Tax Revenue Grand Total	\$ 547,100,000	\$ 502,000,000	\$ 492,700,000	\$ 500,900,000	\$ 529,900,000	\$ 559,600,000	\$616,700,000

Sources: Travel Industry Association of America